

Nestlé Nigeria Plc
Unaudited Financial Statements
for the period ended 31 March 2016

Nestlé Nigeria Plc
Unaudited financial statements
for the period ended 31 March 2016

Table of Contents

Corporate Information.....	i
Financial Highlights.....	ii
Directors' Report.....	iii
Statement of Directors' Responsibilities.....	xiii
Statement of Financial Position.....	1
Statement of Profit or Loss and Comprehensive Income.....	2
Statement of Changes in Equity.....	3
Statement of Cash Flows.....	4
Notes to the Financial Statements.....	5

Directors and Other Corporate Information

Board of Directors:	Mr. David Ifezulike	Chairman
	Mr. Dharnesh Gordhon (South African)	Managing Director/Chief Executive Officer
	Mr. Syed Saiful Islam (Bangladeshi)	Finance & Control Director
	Mrs. Iquo Ukoh	Director – Resigned on 15/3/2016
	Mr. Giuseppe Bonanno (Italian)	Non-Executive Director
	Mr. Kais Marzouki (German)	Non-Executive Director
	Mr. Gbenga Oyebo	Non-Executive Director
	Mrs. Ndidi Okonkwo Nwuneli	Independent Non-Executive Director

**Company Secretary/
Legal Adviser** Mr. Bode Ayeku

Registered Office: 22-24, Industrial Avenue
Ilupeju, Lagos
Tel: 01 – 2798184, 2798188, 2790707

Registrars: GTL Registrars Limited
2, Burma Road
Apapa, Lagos
Tel: 01-5803369, 5451399, 5803367

Independent Auditors: Akintola Williams Deloitte
235 Ikorodu Road
Ilupeju, Lagos
Tel: 01-2717800

Members of the Audit Committee	Mr. Matthew Akinlade	Chairman
	Alhaji Kamorudeen Danjuma	Shareholders' Representative
	Mr. Christopher Nwaguru	Shareholders' Representative
	Mrs. Iquo Ukoh	Directors' Representative
	Mr. Giuseppe Bonanno	Directors' Representative
	Mr. Gbenga Oyebo	Directors' Representative

Financial Highlights

In thousands of naira

	<u>March 2016</u>	<u>March 2015</u>	<u>Increase %</u>
Revenue	36,130,866	27,556,355	31
Profit before tax	8,725,411	3,487,002	150
Profit after tax	6,681,389	2,954,308	126
Declared dividend*			-
Share capital	396,328	396,328	-
Total equity	44,804,367	38,007,074	18

Directors' Report

1 Financial Statements

The directors present their annual report on the affairs of Nestlé Nigeria Plc ("the Company"), together with the financial statements and independent auditor's report for the period ended 31 March 2016.

2 Principal Activities

The principal activities of the Company continue to be the manufacturing, marketing and distribution of food products including purified water throughout the country. The Company also exports some of its products to other countries within Africa.

3 Operating Results

The following is a summary of the Company's operating results:

	Period ended March 2016	Period ended March 2015
	N'000	N'000
Revenue	36,130,866	27,556,355
Results from operating activities	9,025,581	5,646,569
Profit before tax	8,725,411	3,487,002
Profit after tax	<u>6,681,389</u>	<u>2,534,869</u>

4 Directors and Their Interests

(a) The directors who served during the year and their interests in the shares of the Company at the end of Reporting period 31 March 2016:

	Interest in the Ordinary Shares of the Company	
	2016	2015
Mr. David Ifezulike - Chairman	56,255	56,255
Mr. Dharnesh Gordhon (South African) - MD/CEO	Nil	Nil
Mr. Syed Saiful Islam (Bangladeshi)	1,110	Nil
Mr. Giuseppe Bonanno (Italian)	Nil	Nil
Mr. Kais Marzouki (German)	Nil	Nil
Mrs. Iquo Ukoh	37,500	37,500
Mrs. Ndidi Okonkwo Nwuneli	Nil	Nil
Mr. Gbenga Oyebode	Nil	Nil

(b) Mr. Gbenga Oyebode was the Chairman of Access Bank Plc, one of the Company's bankers and a Non-Executive Director of MTN Nigeria Communications Limited (MTN), one of the telecommunication service providers of the Company. In accordance with Section 277 of the Companies and Allied Matters Act of Nigeria, he has notified the Company of his position with Access Bank Plc and MTN to the Board.

(c) No share options were granted to the directors by Nestlé Nigeria Plc. However, Nestlé S. A., the ultimate parent company has a share based payment scheme offered to certain key management personnel including certain directors of the Company. Information relating to this share based payment scheme is disclosed in Note 26 to the financial statements.

(d) Mrs. Iquo Ukoh resigned as a Director of the Company on 15 March 2016 following her retirement from the Company after more than 34 years of service.

Directors' Report (cont'd)

5. Records of Directors' Attendance

Further to the provisions of Section 258(2) of the Companies and Allied Matters Act of Nigeria, the Record of Directors' Attendance at Board Meetings held in 2015 is available at the Annual General Meeting for inspection.

6 Analysis of Shareholdings

		Number of <u>shareholders</u>	%	Number of <u>shares</u>	%	
1	-	1,000	17,945	61.285	5,644,098	0.71
1,001	-	5,000	7,595	25.938	17,452,348	2.20
5,001	-	10,000	1,864	6.366	12,810,370	1.62
10,001	-	50,000	1,487	5.078	29,352,966	3.70
50,001	-	100,000	189	0.645	13,065,588	1.65
100,001	-	500,000	148	0.505	31,665,012	3.99
500,001	-	1,000,000	18	0.061	13,800,734	1.74
1,000,001		and above	34	0.116	165,688,036	20.90
			29,280	99.99	289,479,152	36.52
Nestlé S.A, Switzerland			1	0.003	503,177,098	63.48
			29,281	100.00	792,656,250	100.00

* Apart from Nestlé S.A, Switzerland, with 503,177,098 ordinary shares (representing 63.48%), no other shareholder held 5% or more of the paid-up capital of the Company as at 31 December 2015.

7. Property, plant and equipment

Information relating to changes in property, plant and equipment is disclosed in Note 15 to the financial statements.

8 Donations

In compliance with Section 38(2) of the Companies and Allied Matters Act of Nigeria, the Company did not make any donation or gift to any political party, political association or for any political purpose during the year.

In addition to the above, the Company continued with its strong focus on creating shared values initiatives. These shared value initiatives are presented in the dedicated Creating Shared Value Report attached to the Annual Reports.

9. Nestlé Nigeria Trust (CPFA) Limited ("NNTL")

Nestlé Nigeria Trust (CPFA) Limited ('NNTL') previously called Nestlé Nigeria Provident Fund Limited, was incorporated by the Company and is a duly registered Closed Pension Fund Administrator whose sole activity is the administration of the pension and defined contribution gratuity scheme for both employees and former employees of Nestlé Nigeria Plc.

10 Local Sourcing of Raw Materials

On a continuing basis, the Company explores the use of local raw materials in its production processes and has successfully introduced the use of locally produced items such as soya bean, maize, cocoa, palm olein, cassava starch, wheat flour and sorghum in a number of its products.

11 Major Distributors

The Company's products are distributed through various distributors that are spread across the whole country.

12 Suppliers

The Company procures all of its raw materials on a commercial basis from overseas and local suppliers. Amongst the overseas suppliers are companies in the Nestlé Group.

Directors' Report (cont'd)

13 General Licence Agreement

The Company has a general licence agreement with Societe des Produits Nestlé S.A., Nestec S.A. and Nestlé S.A., all based in Switzerland. Under the agreement, technological, scientific and professional assistance are provided for the manufacture, marketing, quality control and packaging of the Company's products, development of new products and training of personnel abroad. Access is also provided to the use of patents, brands, inventions and know-how. The Company obtained the approval of the National Office for Technology Acquisition and Promotion (NOTAP) for the remittance of General Licence Fees to Societe des Produits Nestlé S.A., Nestec S.A. and Nestlé S.A. The approval is for a period of three (3) years with effect from 1st January 2015.

14. Acquisition of Own Shares

The Company did not purchase any of its own shares during the year.

15 Employment and Employees

(a) Employment of physically challenged persons:

It is the policy of the Company that there is no discrimination in considering applications for employment including those of physically challenged persons. The Company had 17 (2015: 17) physically challenged persons in its employment as at 31 March 2016.

All employees whether physically challenged or not are given equal opportunities to develop their expertise and knowledge and qualify for promotion in furtherance of their careers. In the event of members of staff becoming physically challenged, every effort is made to ensure that their employment with the Company continues and that appropriate training is arranged. It is the policy of the Company that training, career development and promotion of physically challenged persons should, as far as possible, be identical with that of other employees.

(b) Health and safety at work and welfare of employees:

The Company invests its resources to ensure that hygiene on its premises is of the highest standard. In this regard, the Company has, on three occasions, won the Manufacturers' Association of Nigeria's award for the best kept factory and on three occasions won the Federal Environmental Protection Agency's environmental performance award as the most environment-friendly company in Nigeria. The work environment is kept conducive and as safe as possible.

The Company operates its own clinics which provide quick health care to its employees. In pursuit of efforts to improve health infrastructure and enhance the quality of care for the employees, the company has built a new ultra-modern clinic at Agbara factory. The new clinic which is fully equipped with state-of-the-art medical facilities consists of three consulting rooms, one pharmacy, one laboratory and two observation rooms, amongst others.

The modernization of the medical facilities by the Company is in line with Nestlé Corporate Business principles of promoting safe and healthy work environment for the employee.

In addition, the Company retains a number of registered private hospitals run by qualified medical doctors to whom serious cases of illness are referred for treatment.

The Company caters for the recreational needs of its employees by providing them with a wellness center and other games facilities such as Table Tennis, Draughts, etc. Lunch is provided free to staff in the Company's canteen.

Directors' Report (cont'd)

15 Employment and Employees (cont'd)

(c) Employees involvement and training:

The Company places considerable value on the involvement of its employees and has continued the practice of keeping them informed on matters affecting them as employees and on various factors affecting the performance of the Company. Employee representatives are consulted regularly on a wide range of matters affecting their current and future interests.

Circulars and newsletters on significant corporate issues are published. In order to further facilitate the exchange of information, a house journal, 'Nestlé News' is published quarterly featuring contributions from, and about, employees of the Company.

Management, professional and technical expertise are the Company's major assets. The Company continues to invest in developing such skills. The Company has in-house training facilities, complemented, when and where necessary, with external and overseas training for its employees. This has broadened opportunities for career development within the organisation.

In addition, the first batch of our technicians admitted into the Technical Training Centre (TTC) in Agbara in 2011 for the 18 months multi-skill engineering training graduated on 12 July 2013. The second batch of technicians graduated in July 2015, bringing the total number of those who have so far completed the programme to twenty-six (26). The third batch of twenty (20) technicians started the programme at our TTC in September 2015. The cost of the training was fully paid by our Company. The content of the course was based on the syllabus of the Technician Examinations Certificate of City and Guilds of London, one of the world's leading vocational education organizations. To empower the trainees with relevant skills, the top five (5) students in the scheme were taken to Switzerland for further training within the Group's factories. In order to reduce unemployment, eight (8) of the thirteen (13) graduates from the first batch and thirteen (13) graduates from the second batch were given immediate employment by our Company. The other graduates are in full time employment with other organizations.

The training program at our TTC equips the students with the technical knowledge required by potential employers. Therefore, all the TTC students are better equipped for employment after undergoing the curriculum at our TTC, either at Nestlé Nigeria PLC or at other companies.

This TTC program contributes to the increase in the overall technology know-how in Nigeria and increases the pool of employable technical persons as the students also act as technology ambassadors after they have completed their training schedule.

16. Remuneration Committee

The remuneration committee, which consists of three directors namely Mr. David Ifezulike, Mr. Giuseppe Bonanno and Mr. Kais Marzouki, were appointed by the Board of Directors to submit recommendations on the salaries of executive directors to the Board for approval.

Directors' Report (cont'd)

17 Audit Committee

In accordance with section 359(4) of the Companies and Allied Matters Act of Nigeria, members of the audit committee of the Company were elected at the Annual General Meeting held on 11 May 2015. Members that served on the audit committee during the year comprise:

Mr. Matthew Akinlade	Chairman	Shareholders' Representative
Alhaji Kamorudeen Danjuma		Shareholders' Representative
Mr. Christopher Nwaguru		Shareholders' Representative
Mrs. Iquo Ukoh		Directors' Representative Up till 15 th March, 2016
Mr. Gbenga Oyeboade		Directors' Representative
Mr. Giuseppe Bonanno		Directors' Representative

18. Safety, Health and Environment Committee

The committee is responsible for monitoring the safety, health and environment activities of the Company, safety statistics and environmental compliance. The committee is to review the activities of the Company in relation to the safety, health and environmental policy and to keep the board appraised. Messrs. Ifezulike, Gordhon and Mrs. Ndidi Nwuneli served on the committee.

19 Effectiveness of Internal Control System

The Board is responsible for maintaining a sound system of internal control to safeguard shareholders' investment and the assets of the Company. The system of internal control is to provide reasonable assurance against material misstatement, prevent and detect fraud and other irregularities.

There is an effective internal control function within the Company which gives reasonable assurance against any material misstatement or loss. The responsibilities include oversight functions of internal audit and control risk assessment and compliance, continuity and contingency planning, and formalisation and improvement of the Company's business processes.

Nestlé Nigeria Plc
Unaudited financial statements
for the period ended 31 March 2016

Directors' Report (cont'd)

20 Disclosures

a) Borrowings and Maturity Dates

The details of the borrowings and maturity dates are stated in Note 20 to the financial statements.

b) Risk Management and Compliance System

The directors are responsible for the total process of risk management as well as expressing their opinion on the effectiveness of the process. The risk management framework is integrated into the day-to-day operations of the business and provides guidelines and standards for administering the acceptance and on-going management of key risks such as operational, reputational, financial, market, technology and compliance risk. The directors are of the view that effective internal audit function exists in the Company and that risk management control and compliance system are operating efficiently and effectively in all respects.

The Company has a structured Risk Management process in place and undertakes at least annually a thorough Risk Assessment covering all aspects of the business. The Risk Assessment is based on the two criteria "Business Impact" and "Likelihood of Occurrence". For every identified Business risk, mitigating measures are implemented by the Company.

c) Sustainability Initiatives

The Company pays adequate attention to the interest of its stakeholders such as its employees, host community, the consumers and the general public. Also, the Company is sensitive to Nigerian's social and cultural diversity and promotes as much as possible national interests as well as national ethos and values without compromising global aspirations where applicable. The Company has a culture of integrity and zero tolerance to corruption and corrupt practices.

d) Related Party Transactions

The Company has contractual relationship with related companies in the ordinary course of business. The details of the outstanding amounts arising from related party transactions are stated in Notes 21,23,24,26, 28 and 32 to the financial statements. In addition, the Company (and other operating companies of Nestlé in Central and West Africa) executed a Shared Services Agreement with Nestlé Central and West Africa Limited. The purpose of the agreement is to ensure the provision of common operational shared services to all members of the Nestlé Group of companies operating within the Central and West Africa Region, which each member company had previously provided to itself on standalone basis with the attendant duplication of functions, resources and costs. The allocation of the costs to each company is based on Activity Based Costing.

21 Report on Social, Ethical, Safety, Health and Environmental Policies and Practices

Corporate Business Principles

Nestlé is a principle-based company, the Nestlé Corporate Business Principles (NCBP) form the foundation of all we do. NCBP consists of ten principles these are:

Consumers		Our People		Suppliers and Customers		The Environment			
1	2	3	4	5	6	7	8	9	10
Nutrition, Health and Wellness	Quality assurance and product safety	Consumer Communication	Human Rights & Labour Practices in our business activities	Leadership and personal responsibility	Safety and health at work	Suppliers and Customers relations	Agriculture and rural development	Environmental sustainability	Water

Directors' Report (cont'd)

(a) Nutrition, Health and Wellness

Our core aim is to enhance the quality of consumers' lives every day, everywhere by offering tastier and healthier food and beverage choices and encouraging a healthy lifestyle. We express this via our corporate proposition "Good Food, Good Life".

We encourage Health and Wellness of our employees via Work-Life Balance, provision of gym and other recreational facilities on our premises, provision of baby room, extended maternity leave that is not annual leave consuming and paternity leave.

(b) Quality Assurance and Product Safety

Everywhere in the world, the Nestlé name guarantees to the consumer that the product is safe and of high standard.

(c) Consumer Communication

We are committed to responsible, reliable consumer communication that empowers consumers to exercise their right to informed choice and promotes healthier diets. We respect consumer privacy.

(d) Human Rights in Our Business Activities

We fully support the United Nations Global Compact's (UNGC) guiding principles on human rights and labour and aim to provide an example of good human rights and labour practices throughout our business activities.

(e) Leadership and Personal Responsibility

Our success is based on our people. We treat each other with respect and dignity and expect everyone to promote a sense of personal responsibility. We recruit competent and motivated people who respect our values. We provide equal opportunities for our employees' development and advancement. We protect our employees' privacy and do not tolerate any form of harassment or discrimination.

The long-term success of the Company depends on its capacity to attract, retain and develop employees able to ensure its growth on a continuing basis. We provide equal opportunity in our resourcing drive. The Nestlé policy is to hire staff with personal attitudes and professional skills enabling them to develop a long-term relationship with the Company.

(f) Safety and Health at Work

We are committed to preventing accidents, injuries and illness related to work, and to protect employees, contractors and others involved along the value chain. We recognise and require that everyone plays an active role in providing a safe and healthy environment, and promote awareness and knowledge of safety and health to employees, contractors and other people related to or impacted by our business activities by setting high standards.

Directors' Report (cont'd)

21. Report on Social, Ethical, Safety, Health and Environmental Policies and Practices (cont'd)

(f) Safety and Health at Work (cont'd)

We have Clinics in our Factories, Distribution Centre and Head Office. The Clinics at the factories operate 24 hours service. Also we have Hospitals listed on retainer basis with the company for our employees and their family use. Only six major industrial accident occurred during the period under review. All the injured employees have since resumed their normal duties.. An accident is classified as major if the affected person is not able to resume work after 3 days. Efforts are being made by the Safety, Health and Environment Committee of the Board, Management and the Safety, Health and Environment Officers at the various sites to curtail industrial accidents through increased training on safety to both staff and contractors. The target of the Company is to ensure that there is no major accident.

We provide basic HIV/AIDS training to our employees. Also, we provide training and basic information to staff on prevention and treatment of serious diseases. On periodic basis, we invite medical experts and health institutions to make available free screening exercise to enable employees know their status in respect of serious diseases and provide the treatment required. We do not discriminate against or disengage any employee on the basis of his or her HIV/AIDS status. The Company makes the above facilities available to staff through the retained clinics.

(g) Supplier and Customer Relations

We require our suppliers, agents, subcontractors and their employees to demonstrate honesty, integrity and fairness, and to adhere to our non-negotiable standards. In the same way, we are committed to our own customers.

(h) Agriculture and rural development

We contribute to improvements in agricultural production, the social and economic status of farmers, rural communities and in production systems to make them more environmentally sustainable.

(i) Environmental sustainability

We commit ourselves to environmentally sustainable business practices. At all stages of the product life cycle, we strive to use natural resources efficiently, favour the use of sustainably-managed renewable resources and target zero waste.

Directors' report (cont'd)

21. Report on Social, Ethical, Safety, Health and Environmental Policies and Practices (cont'd)

(i) Environmental sustainability (cont'd)

We invest continuously to improve our environmental performance. The Nestlé Policy on Environmental Sustainability incorporates the United Nations Global Compact's three guiding principles on environment (Principle 7 on support for precautionary approach to environmental challenges; Principle 8 on the need to undertake initiatives to promote environmental responsibility and Principle 9 on the need to encourage the development and diffusion of environmentally friendly technologies). Our four priority areas are: water, agricultural raw materials, manufacturing and distribution of our products and packaging. We implement our policy through the Nestlé Environmental Management System. We believe that environmental performance is a shared responsibility and requires the cooperation of all parts of society. We are determined to always provide leadership within our sphere of influence.

(j) Water

We are committed to the sustainable use of water and continuous improvement in water management. We recognise that the world faces a growing water challenge and that responsible management of the world's resources by all water users is an absolute necessity.

Number, diversity, training initiatives and development of employees

As at 31 March 2016, the staff strength of the Company was 2,344 (2015: 2,356). Our employees are made up of male and female from all parts of the country. Also, every employee is given equal opportunity for promotion purely on the basis of merit. We provide both experienced-based learning and classroom trainings in Nigeria and overseas. Presently, we have 20 (2015: 27) of our staff on overseas' assignments in Ghana, Cote D' Ivoire, Switzerland, United Arab Emirate, Cameroun and Senegal in order to give them the required exposure to enable them take up higher responsibilities.

Bribery and corruption

We condemn any form of bribery and corruption. Our employees must never, directly or through intermediaries, offer or promise any personal or improper financial or other advantage in order to obtain or retain a business or other advantage from a third party, whether public or private. Nor must they accept any such advantage in return for any preferential treatment of a third party. Moreover, employees must refrain from any activity or behavior that could give rise to the appearance or suspicion of such conduct or the attempt thereof.

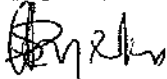
Directors' report (cont'd)

22 Insider Trading

The directors of the Company and senior employees who are in possession of price sensitive information are prohibited from dealing with the shares of the Company in accordance with the provisions of the Investments & Securities Act 2007 and the Listing Rules of the Nigerian Stock Exchange. As required by law, the shares held by directors are disclosed in the annual report. Our Company has securities trading policy applicable and circulated to directors, insiders, external advisers and all employees that may at any time possess any inside or material information about our Company. The securities trading policy is also available on the website of the Company.

Our Company has adopted a code of conduct regarding securities transaction by the directors on terms no less exacting than the required standard set out in the Listing Rules of the Nigerian Stock Exchange. The Company has made specific enquiry of all directors whether they have complied with the required standard set out in the listing rules and the Company's code of conduct regarding securities transactions by directors and the Company is not aware of any non-compliance.

BY ORDER OF THE BOARD



Bode Ayeku
Company Secretary/Legal Adviser
FRC/2012/NBA/00000000637
22-24, Industrial Avenue
Ilupeju,
Lagos.

Date 29/4/2016

Statement of Directors' Responsibilities

For the preparation and approval of the Financial Statements

The Directors of Nestlé Nigeria Plc are responsible for the preparation of the financial statements that give a true and fair view of the financial position of the Company as at 31 March 2016 and the results of its operations, cash flows and changes in equity for the year ended, in compliance with International Financial Reporting Standards ("IFRS") and in the manner required by the Companies and Allied Matters Act of Nigeria, the Financial Reporting Council of Nigeria Act, 2011.

In preparing the financial statements, the Directors are responsible for:


- (a) properly selecting and applying accounting policies;
- (b) presenting information, including accounting policies, in a manner that provides relevant, reliable, comparable and understandable information;
- (c) providing additional disclosures when compliance with the specific requirements in IFRSs are insufficient to enable users to understand the impact of particular transactions, other events and conditions on the Company's financial position and financial performance; and
- (d) making an assessment of the Company's ability to continue as a going concern.
- (e) designing, implementing and maintaining an effective and sound system of internal controls throughout the Company;
- (f) maintaining adequate accounting records that are sufficient to show and explain the Company's transactions and disclose with reasonable accuracy at any time the financial position of the Company, and which enable them to ensure that the financial statements of the Company comply with IFRS;
- (g) maintaining statutory accounting records in compliance with the legislation of Nigeria and IFRS;
- (h) taking such steps as are reasonably available to them to safeguard the assets of the Company; and
- (i) preventing and detecting fraud and other irregularities

Going concern:

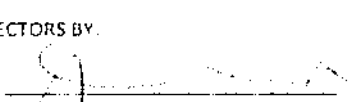
The Directors have made an assessment of the Company's ability to continue as a going concern and have no reason to believe the Company will not remain a going concern in the year ahead.

The financial statements of the Company for the period ended 31 March 2016 were approved by directors in March, 2016

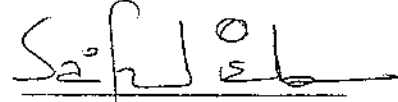
SIGNED ON BEHALF OF THE BOARD OF DIRECTORS BY:


David Hezulike Chairman
Chairman
FRC/2013/ANAN/0000003355

29 April 2016


Dharmesh Gordhan
Managing Director
FRC/2013/ANAN/0000003359

29 April 2016


Syed Saiful Islam
Finance & Control Director
FRC/2015/ANAN/0000013195

29 April 2016

Nestlé Nigeria Plc
Unaudited financial statements
for the period ended 31 March 2016


Statement of Financial Position

As at 31 March 2016


in thousands of naira

	Note	31 Mar 2016	31 Dec 2015
Assets			
Property, plant and equipment	9	67,799,665	69,148,171
Long term receivables	11	1,362,948	1,352,196
Total non-current assets		69,162,613	70,500,367
Inventories	10	12,259,832	10,813,960
Trade and other receivables	11	17,930,685	24,445,995
Prepayments		2,924,842	525,265
Cash and cash equivalents		27,850,774	12,929,526
Total current assets		60,966,133	48,714,686
Total assets		130,128,746	119,215,053
Equity			
Share capital		396,328	396,328
Share premium		32,262	32,262
Share based payment reserve		266,370	150,466
Retained earnings		44,109,407	37,428,018
Total Equity		44,804,367	38,007,074
Liabilities			
Leases and borrowings		12,577,015	12,530,361
Employee benefits	13	2,411,409	2,382,213
Deferred tax liabilities		7,218,176	6,563,548
Total non-current liabilities		22,206,600	21,476,122
Bank overdraft		-	305,024
Current tax liabilities		6,311,303	5,049,468
Leases and borrowings		16,844,870	17,105,803
Trade and other payables	14	39,396,487	36,661,728
Provisions		565,119	615,834
Total current liabilities		63,117,779	59,731,857
Total Liabilities		85,324,379	81,207,979
Total Equity and Liabilities		130,128,746	119,215,053

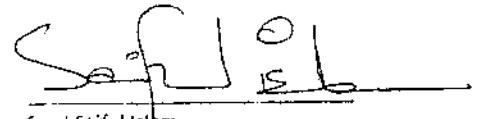
SIGNED ON BEHALF OF THE BOARD OF DIRECTORS BY



David Ifezulike Chairman
Chairman
FRC/2013/NIM/0000003355
April 2016



Dharmesh Gordhan
Managing Director
FRC/2013/IMN/0000003359
April 2016



Syed Saiful Islam
Finance & Control Director
FRC/2015/ANAN/00000013195
April 2016

The accompanying notes and significant accounting policies on pages 5 to 21 form an integral part of these financial statements.

Nestlé Nigeria Plc
*Unaudited financial statements
for the period ended 31 March 2016*

Statement of Profit or loss and Comprehensive Income

In thousands of naira

	<i>Note</i>	<u>March 2016</u>	<u>March 2015</u>
Revenue	5	36,130,866	27,556,355
Cost of sales		(18,350,354)	(15,369,372)
Gross Profit		<u>17,780,512</u>	<u>12,186,983</u>
Marketing and distribution expenses		(6,743,758)	(4,661,206)
Administrative expenses		(2,011,173)	(1,879,208)
Results from operating activities		<u>9,025,581</u>	<u>5,646,569</u>
Finance income		480,170	175,749
Finance costs		(780,340)	(2,335,316)
Net finance cost	6	<u>(300,170)</u>	<u>(2,159,567)</u>
Profit before income tax	7	8,725,411	3,487,002
Income tax expense	8(a)	(2,044,022)	(532,694)
Profit for the period		<u>6,681,389</u>	<u>2,954,308</u>
Earnings per share		8.43	3.73
Basic earnings per share		<u>8.43</u>	<u>3.73</u>
Diluted earnings per share		<u>8.43</u>	<u>3.73</u>

The accompanying notes and significant accounting policies on pages 5 to 21 form an integral part of these financial statements.

Nestlé Nigeria Plc
Unaudited financial statements
for the period ended 31 March 2016

Statement of Changes in Equity						
Attributable to equity holders of the company						
<i>In thousands of naira</i>	<i>Note</i>	<i>Share capital</i>	<i>Share premium</i>	<i>Share based payment reserve</i>	<i>Retained earnings</i>	<i>Total equity</i>
Balance at 1 January 2016		396,328	32,262	150,466	37,428,018	38,007,074
Profit for the year		-	-	-	6,681,389	6,681,389
Profit or loss		-	-	-	-	-
Other comprehensive income		-	-	-	-	-
Total comprehensive income		-	-	-	6,681,389	6,681,389
Transactions with owners, recorded directly in equity		-	-	-	-	-
Dividend to equity holders		-	-	-	-	-
Unclaimed dividend written back		-	-	-	-	-
Share based payment contribution		-	-	-	-	-
Share based payment recharge		-	-	115,904	-	115,904
Balance as at 31 March 2016		396,328	32,262	266,370	44,109,407	44,804,367
Balance at 1 January 2015		396,328	32,262	44,637	35,466,416	35,939,643
Profit for the year		-	-	-	23,736,777	23,736,777
Profit or loss		-	-	-	-	-
Other comprehensive income		-	-	-	-	-
Total comprehensive income		-	-	-	23,736,777	23,736,777
Transactions with owners, recorded directly in equity		-	-	-	(21,798,049)	(21,798,049)
Dividend to equity holders		-	-	-	-	-
Unclaimed dividend written back		-	-	-	22,874	22,874
Share based payment contribution		-	-	170,128	-	170,128
Share based payment recharge		-	-	(64,299)	-	(64,299)
Balance as at 31 December 2015		396,328	32,262	150,466	37,428,018	38,007,074

Nestlé Nigeria Plc
Unaudited financial statements
for the period ended 31 March 2016

Statement of Cash Flows

In thousands of naira

	Note	March 2016	Dec 2015
Cash flows from operating activities			
Profit for the year		6,681,389	23,736,777
Adjustments for:			
		1,668,315	
Depreciation	9		5,933,051
Amortisation of intangible assets		-	-
Impairment loss on property, plant and equipment	9	-	-
Net loss on foreign exchange transactions	6	16,113	4,424,766
Net finance cost	6	300,170	170,128
Provisions for other long term employee benefits	13	132,076	797,704
Loss on sale of property, plant and equipment		43,875	160,149
Income tax expense	8(a)	2,044,022	5,585,700
		<u>10,885,960</u>	<u>40,751,275</u>
Changes in long term receivables		(10,752)	(194,313)
Change in inventories		1,445,872	142,050
Change in trade and other receivables		6,515,310	(2,115,182)
Change in prepayments		(2,399,637)	(127,203)
Change in trade and other payables (excluding dividend payable and short term financing)		(646,872)	4,375,486
Changes in provisions		(50,715)	81,026
Cash generated from operating activities		15,739,166	42,913,139
Income tax paid		-	(2,731,139)
Other long term employee benefit paid	13	(102,880)	(240,264)
Share based payment recharge paid		-	(64,299)
Net cash inflow from operating activities		<u>15,636,286</u>	<u>39,877,437</u>
Cash flow from investing activities			
Finance income	6	480,170	443,805
Proceeds from sale of property, plant and equipment		-	53,915
Acquisition of property, plant and equipment		(109,843)	(7,726,431)
Net cash used in investing activities		<u>370,327</u>	<u>(7,228,711)</u>
Cash flow from financing activities			
Proceeds from loans obtained-- Intercompany loan		-	-
XXXXXXXXXXXXXXXXXXXXXX-- Bank loan		-	13,500,000
Repayments of borrowings -- Intercompany loan		-	-
XXXXXXXXXXXXXXXXXXXXXX-- Bank loan		-	(17,002,621)
Finance cost		(780,341)	(2,842,789)
Dividends paid		-	(16,145,712)
Net cash used in financing activities		<u>(780,341)</u>	<u>(22,491,122)</u>
Net increase in cash and cash equivalents		15,226,272	10,157,604
Cash and cash equivalent at January 1		12,624,502	2,466,899
Cash and cash equivalent at March 31		<u>27,850,774</u>	<u>12,624,502</u>

Notes to the financial statements

1 Reporting entity

Nestlé Nigeria Plc ("the Company") is a Company domiciled in Nigeria. The address of the Company's registered office is 22-24, Industrial Avenue, Ilupeju, Lagos. The Company is listed on the Nigerian Stock Exchange.

The principal activities of the Company continue to be the manufacturing, marketing and distribution of food products including purified water throughout the country. The Company also exports products to other countries within Africa.

2 Basis of accounting

(a) Statement of Compliance

These financial statements have been prepared in accordance with IFRS. They were authorised for issue by the Company's Board of Directors on 2016.

(b) Basis of measurement

The financial statements have been prepared on historical cost basis except for the following:

- Liabilities for equity-settled share-based payment arrangements
- The present value of the defined benefit obligation relating to long service awards
- Inventory at lower of cost and net realisable value

(c) Functional and presentation currency

These financial statements are presented in Naira, which is the Company's functional currency. All financial information presented in Naira has been rounded to the nearest thousand except where otherwise indicated.

3 Significant accounting policies

The Company has consistently applied the following accounting policies to all periods presented in these financial statements. Set out below is an index of the significant accounting policies, the details of which are available on the pages that follow.

	Page Number
a) Foreign currency	6
b) Financial instruments	6
c) Property, plant and equipment	7
d) Intangible assets	8
e) Leased assets	8
f) Inventories	8
g) Impairment	9
h) Employee benefits	10
i) Provisions	11
j) Contingent liabilities	11
k) Statement of cash flows	11
l) Revenue	11
m) Advance payment to contractors	11
n) Finance income and finance costs	12
o) Income tax	12
p) Earnings per share	12
q) Segment reporting	12
r) Dividends	12
s) Government grants	13
t) Related parties	13

Notes to the financial statements

3 Significant accounting policies (cont'd)

a) Foreign currency transaction

Transactions denominated in foreign currencies are translated and recorded in Naira at the actual exchange rates at the dates of the transactions. Monetary assets and liabilities denominated in foreign currencies at the reporting date are retranslated to the functional currency at the rates of exchange prevailing at that date. The foreign currency gain or loss on monetary items is the difference between amortized cost in the functional currency at the beginning of the period, adjusted for effective interest and payments during the period, and the amortized cost in foreign currency translated at the exchange rate at the end of the reporting period. Foreign currency differences arising on retranslation are recognized in profit or loss. Non-monetary items that are measured in terms of historical cost in a foreign currency are translated using the exchange rate at the date of the transaction.

b) Financial instruments

I. Non-derivative financial assets

The Company initially recognizes loans and receivables and deposits on the date that they are originated. All other financial assets are recognized initially on the trade date at which the Company becomes a party to the contractual provisions of the instrument.

The Company derecognizes a financial asset when the contractual rights to the cash flows from the asset expire, or it transfers the rights to receive the contractual cash flows on the financial asset in a transaction in which substantially all the risks and rewards of ownership of the financial asset are transferred. Any interest in transferred financial assets that is created or retained by the Company is recognized as a separate asset or liability.

The Company's non-derivative financial assets are classified as loans and receivables.

Loans and receivables are financial assets with fixed or determinable payments that are not quoted in an active market. Such assets are recognized initially at fair value plus any directly attributable transaction costs. Subsequent to initial recognition, loans and receivables are measured at amortized cost using the effective interest method, less any impairment losses. Loans and receivables comprise intercompany receivables and trade and other receivables.

Cash and cash equivalents comprise cash balances and call deposits with original maturities of three months or less. Bank overdrafts that are repayable on demand and form an integral part of the company's cash management are included as a component of cash and cash equivalents for the purpose of the statement of cash flows.

II. Non-derivative financial liabilities

All financial liabilities are recognised initially on the trade date at which the Company becomes a party to the contractual provisions of the instrument.

The Company derecognises a financial liability when its contractual obligations are discharged or cancelled or expire.

The Company has the following non-derivative financial liabilities: loan and borrowings, bank overdrafts, trade and other payables. Such financial liabilities are recognised initially at fair value plus any directly attributable transaction costs. Subsequent to initial recognition these financial liabilities are measured at amortized cost using the effective interest method.

Financial assets and liabilities are offset and the net amount presented in the statement of financial position when, and only when, the Company has a legal right to offset the amounts and intends either to settle on a net basis or to realise the asset and settle the liability simultaneously.

Notes to the financial statements

3 Significant accounting policies (cont'd)

b) Financial instruments (cont'd)

III. Share capital

Ordinary shares are classified as equity. Incremental costs directly attributable to the issue of ordinary shares and share options are recognised as a deduction from equity, net of any tax effects.

e) Property, Plant and Equipment

I. Recognition and measurement

Items of property, plant and equipment are measured at cost less accumulated depreciation and accumulated impairment losses. The cost of certain items of property, plant and equipment at 1 January 2011, the Company's date of transition to IFRS, was determined with reference to its fair value at that date.

Cost includes expenditure that is directly attributable to the acquisition of the asset. Items of property, plant and equipment under construction are disclosed as capital work-in-progress. The cost of construction recognised includes the cost of materials and direct labour, any other costs directly attributable to bringing the assets to a working condition for their intended use, the costs of dismantling and removing the items and restoring the site on which they are located, and borrowing costs on qualifying assets.

Purchased software that is integral to the functionality of the related equipment is capitalised as part of the equipment.

When parts of an item of property, plant and equipment have different useful lives, they are accounted for as separate items (major components) of property, plant and equipment.

Gains and losses on disposal of an item of property, plant and equipment are determined by comparing the proceeds from disposal with the carrying amount of property, plant and equipment, and are recognised in profit or loss.

II. Subsequent costs

The cost of replacing a part of an item of property, plant and equipment is recognised in the carrying amount of the item if it is probable that the future economic benefits embodied within the part will flow to the Company and its cost can be measured reliably. The carrying amount of the replaced part is derecognised. The costs of the day-to-day servicing of property, plant and equipment are recognised in profit or loss as incurred.

III. Depreciation

Depreciation is calculated over the depreciable amount, which is the cost of an asset, or other amount substituted for cost, less its residual value.

Depreciation is recognized in profit or loss on a straight-line basis over the estimated useful lives of each part of an item of property, plant and equipment which reflects the expected pattern of consumption of the future economic benefits embodied in the asset. Leased assets are depreciated over the shorter of the lease term and their useful lives unless it is reasonably certain that the Company will obtain ownership by the end of the lease term in which case the assets are depreciated over the useful life.

The estimated useful lives for the current and comparative periods are as follows:

• Buildings	25 - 35 years
• Plant and Machinery	10 - 25 years
• Motor Vehicle	5 years
• Furniture and Fittings	5 years
• IT equipment	3 years

Depreciation methods, useful lives and residual values are reviewed at each financial year end and adjusted if appropriate. Capital work-in-progress is not depreciated. The attributable cost of each asset is transferred to the relevant asset category immediately the asset is available for use and depreciated accordingly.

Land is depreciated over the lease period or 99 years, whichever is lower.

Notes to the financial statements

3 Significant accounting policies (cont'd)

III. Depreciation (cont'd)

Items of PPE classified as Independent Power Plant (IPP) consists of certain asset classes as specified above and depreciation has been charged on the same basis as stated above.

d) Intangible assets

I. Software

Purchased software with finite useful life is measured at cost less accumulated amortisation and accumulated impairment losses.

II. Subsequent expenditure

Subsequent expenditure is capitalised only when it increases the future economic benefits embodied in the specific asset to which it relates. All other expenditure, including expenditure on internally generated goodwill and brands, is recognised in profit or loss as incurred.

III. Amortisation

Amortisation is calculated over the cost of the asset, or other amount substituted for cost, less its residual value.

Amortisation is recognized in profit or loss on a straight-line basis over the estimated useful lives of intangible assets, other than goodwill, from the date that they are available for use, since this most closely reflects the expected pattern of consumption of the future economic benefits embodied in the asset. The estimated useful life for the current and comparative periods is as follows:

Computer software 5 years

Amortisation methods, useful lives and residual values are reviewed at each financial year-end and adjusted if appropriate.

e) Leased assets

Leases in terms of which the Company assumes substantially all the risks and rewards of ownership are classified as finance leases. Upon initial recognition the leased asset is measured at an amount equal to the lower of its fair value and the present value of the minimum lease payments. Subsequent to initial recognition, the asset is accounted for in accordance with the accounting policy applicable to that asset.

Other leases are operating leases and the leased assets are not recognised in the Company's statement of financial position.

Payments made under operating leases are recognised in profit and loss on a straight-line basis over the term of the lease.

f) Inventories

Inventory is measured at the lower of cost and net realisable value. The cost of inventory includes expenditure incurred in acquiring the inventory, production or conversion costs and other costs incurred in bringing them to their existing location and condition. Cost incurred in bringing each product to its present location and condition is based on:

Raw and packaging materials and purchased finished goods	-	purchase cost on a first-in, first-out basis including transportation and clearing costs
Products-in-process and manufactured finished goods	-	weighted average cost of direct materials and labour plus a reasonable proportion of manufacturing overheads based on normal levels of activity
Engineering spares	-	purchase cost on a weighted average cost basis, including transportation and clearing costs
Goods-in-transit	-	purchase cost incurred to date

Net realisable value is the estimated selling price in the ordinary course of business, less the estimated costs of conversion and selling expenses.

Engineering spares are classified as inventory and are recognised in the profit and loss account as consumed. Allowance is made for obsolete, slow moving or defective items where appropriate.

Notes to the financial statements

3 Significant accounting policies (cont'd)

g) Impairment

I. Financial assets (including receivables)

A financial asset not carried at fair value through profit or loss is assessed at each reporting date to determine whether there is objective evidence that it is impaired. A financial asset is impaired if objective evidence indicates that a loss event has occurred after the initial recognition of the asset, and that the loss event had a negative effect on the estimated future cash flows of that asset that can be reliably estimated.

Objective evidence that financial assets (including equity securities) are impaired can include default or delinquency by a debtor, restructuring of an amount due to the Company on terms that the Company would not consider otherwise, indications that a debtor or issuer will enter bankruptcy, or the disappearance of an active market for a security. In addition, for an investment in an equity security, a significant or prolonged decline in its fair value below its cost is objective evidence of impairment.

The Company considers evidence of impairment for receivables at both a specific asset and collective level. All individually significant receivables are assessed for specific impairment. All individually significant receivables found not to be specifically impaired are then collectively assessed for any impairment that has been incurred but not yet identified. Receivables that are not individually significant are collectively assessed for impairment by grouping together receivables with similar risk characteristics.

In assessing collective impairment the Company uses historical trends of the probability of default, timing of recoveries and the amount of loss incurred, adjusted for management's judgment as to whether current economic and credit conditions are such that the actual losses are likely to be greater or less than suggested by historical trends.

An impairment loss in respect of a financial asset measured at amortised cost is calculated as the difference between its carrying amount and the present value of the estimated future cash flows discounted at the asset's original effective interest rate. Losses are recognized in profit or loss and reflected in an allowance account against receivables. Interest on the impaired asset continues to be recognized through the unwinding of the discount. When a subsequent event causes the amount of impairment loss to decrease, the decrease in impairment loss is reversed through profit or loss.

II. Non-financial assets

The carrying amounts of the Company's non-financial assets, other than inventories are reviewed at each reporting date to determine whether there is any indication of impairment. If any such indication exists, then the asset's recoverable amount is estimated. For goodwill and intangible assets that have indefinite useful lives or that are not yet available for use, the recoverable amount is estimated each year at the same time.

The recoverable amount of an asset or cash-generating unit is the greater of its value in use and its fair value less costs to sell. In assessing value in use, the estimated future cash flows are discounted to their present value using a pre-tax discount rate that reflects current market assessments of the time value of money and the risks specific to the asset or cash generating unit (CGU). For the purpose of impairment testing, assets that cannot be tested individually are grouped together into the smallest group of assets that generates cash inflows from continuing use that are largely independent of the cash inflows of other assets or groups of assets (the "cash-generating unit, or CGU").

An impairment loss is recognized if the carrying amount of an asset or its CGU exceeds its estimated recoverable amount. Impairment losses are recognized in profit or loss. Impairment losses recognized in respect of CGUs are allocated first to reduce the carrying amount of any goodwill allocated to the units, and then to reduce the carrying amounts of the other assets in the unit (group of units) on a pro rata basis.

In respect of other assets (excluding Goodwill for which impairment loss is not reversed), impairment losses recognized in prior periods are assessed at each reporting date for any indications that the loss has decreased or no longer exists. An impairment loss is reversed if there has been a change in the estimates used to determine the recoverable amount. An impairment loss is reversed only to the extent that the asset's carrying amount does not exceed the carrying amount that would have been determined, net of depreciation or amortization, if no impairment loss had been recognised.

Notes to the financial statements

3 Significant accounting policies (cont'd)

h) Employee benefits

I. Defined contribution plans

A defined contribution plan is a post-employment benefit plan under which an entity pays fixed contributions into a separate entity and will have no legal or constructive obligation to pay further amounts. Obligations for contributions to defined contribution pension plans are recognised as an employee benefit expense in profit or loss in the period during which services are rendered by employees. Prepaid contributions are recognised as an asset to the extent that a cash refund or a reduction in future payments is available.

The Company has the following defined contribution plans: defined contribution gratuity scheme and pension fund scheme.

1. Defined contribution gratuity scheme

The Company has a defined contribution gratuity scheme for its Nigerian employees, which is funded. Under this scheme, a specified amount in accordance with the Gratuity Scheme Agreement is contributed by the Company and charged to the profit and loss account over the service life of the employees. These employees' entitlements are calculated based on their actual salaries and paid to Nestlé Nigeria Trust (CPFA) Limited ("NNTL") each month.

NNTL previously called Nestlé Nigeria Provident Fund Limited was incorporated by the Company and is a duly registered closed pension fund administrator whose sole activity is the administration of the pension, and defined contribution gratuity scheme for both employees and former employees of Nestlé Nigeria Plc.

2. Pension fund scheme

In line with the provisions of the Pension Reform Act 2014, the Company instituted a defined contribution pension scheme for its entire Nigerian Staff. Staff contributions to the scheme are funded through payroll deductions while the Company's contributions are charged to the profit and loss account. The Company's contribution is 10% for all senior staff, junior staff and temporary staff while employees contribute 8% of their monthly emolument (basic, housing and transport).

II. Other long term employee benefits (long service awards)

Long service awards accrue to employees based on graduated periods of uninterrupted service. These benefits accrue over the service life of the employees. The charge to the profit and loss account is based on independent actuarial valuation performed using the projected unit credit method. HR Nigeria Limited (FRC registration number 00000000738) was engaged as the independent actuary in the current and prior years. Actuarial remeasurements are recognised in the profit and loss in the year in which they arise.

III. Termination benefits

Termination benefits are recognised as an expense when the Company is committed demonstrably, without realistic possibility of withdrawal, to a formal detailed plan to either terminate employment before the normal retirement date, or to provide termination benefits as a result of an offer made to encourage voluntary redundancy. Termination benefits for voluntary redundancies are recognised as an expense if the Company has made an offer of voluntary redundancy, it is probable that the offer will be accepted, and the number of acceptances can be estimated reliably. If benefits are payable more than 12 months after the reporting period, then they are discounted to their present value.

IV. Short-term employee benefits

Short-term employee benefit obligations are measured on an undiscounted basis and are expensed as the related service is provided.

A liability is recognised for the amount expected to be paid under short-term cash bonus or profit sharing plans if the Company has a present legal or constructive obligation to pay this amount as a result of past service provided by the employee, and the obligation can be estimated reliably.

V. Share-based payment transactions

Nestlé S.A., the ultimate holding company of Nestlé Nigeria Plc operates an equity incentive scheme, Restricted Stock Unit Plan (RSUP) for its management employees whereby it awards shares to deserving employees.

Notes to the financial statements

3 Significant accounting policies (cont'd)

V. Share-based payment transactions (cont'd)

The grant date fair value of share-based payment awards granted to employees is recognised as an employee expense, with a corresponding increase in equity as a capital contribution from Nestlé S.A., over the period that the employees unconditionally become entitled to the awards.

A recharge arrangement exists between Nestlé S.A. and Nestlé Nigeria Plc whereby vested shares delivered to employees' are recharged. The recharge transaction is recognised as an intercompany liability with a corresponding adjustment in equity for the capital contribution recognized in respect of the share-based payment.

The amount recognised as an expense is adjusted to reflect the number of awards for which the related service and non-market vesting conditions are expected to be met, such that the amount ultimately recognised as an expense is based on the number of awards that do meet the related service and non-market conditions at the vesting date. For share-based payment awards with non-vesting conditions, the grant date fair value of the share-based payment is measured to reflect such conditions and there is no true-up for differences between expected and actual outcomes.

Share-based payment arrangements in which the Company receives goods or services and has no obligation to settle the share-based payment transaction are accounted for as equity-settled share-based payment transactions, regardless of the equity instrument awarded.

i) Provisions

A provision is recognised if, as a result of a past event, the Company has a present legal or constructive obligation that can be estimated reliably, and it is probable that an outflow of economic benefits will be required to settle the obligation. Provisions are determined by discounting the expected future cash flows at a pre-tax rate that reflects current market assessments of the time value of money and the risks specific to the liability. The unwinding of the discount is recognised as finance cost.

j) Contingent liabilities

A contingent liability is a possible obligation that arises from past events and whose existence will be confirmed only by the occurrence or non-occurrence of one or more uncertain future events not wholly within the control of the company, or a present obligation that arises from past events but is not recognised because it is not probable that an outflow of resources embodying economic benefits will be required to settle the obligation; or the amount of the obligation cannot be measured with sufficient reliability.

Contingent liabilities are only disclosed and not recognised as liabilities in the statement of financial position.

If the likelihood of an outflow of resources is remote, the possible obligation is neither a provision nor a contingent liability and no disclosure is made.

k) Statement of cash flows

The statement of cash flows is prepared using the indirect method. Changes in statement of financial position items that have not resulted in cash flows such as translation differences, fair value changes, equity-settled share-based payments and other non-cash items, have been eliminated for the purpose of preparing the statement. Dividends paid to ordinary shareholders are included in financing activities. Finance cost is also included in financing activities while finance income received is included in investing activities.

l) Revenue

Revenue from the sale of goods in the course of ordinary activities is measured at the fair value of the consideration received or receivable, net of Value Added Tax, sales returns, trade discounts and volume rebates.

Revenue is recognised when persuasive evidence exists that the significant risks and rewards of ownership have been transferred to the customer, recovery of the consideration is probable, the associated costs and possible returns of goods can be estimated reliably, there is no continuing management involvement with the goods, and the amount of revenue can be measured reliably. If it is probable that discount will be granted and the amount can be measured reliably, then the discount is recognised as a reduction of revenue as the sales are recognised.

m) Advance payment to contractors

Advance payments represents payments made to contractors for ongoing construction projects as the year end date.

Notes to the financial statements

3 Significant accounting policies (cont'd)

n) Finance income and finance costs

Net finance cost includes interest expense on borrowings as well as interest income on funds invested.

Net finance cost also includes other finance income and expense, such as exchange differences on loans and borrowings and unwinding of the discount on provisions.

Foreign currency gains and losses are reported on a net basis.

o) Income tax

Income tax expense comprises current and deferred tax. Current tax and deferred tax are recognised in profit or loss except to the extent that it relates to a business combination, or items recognized directly in equity or in other comprehensive income.

Current tax is the expected tax payable or receivable on the taxable income or loss for the year, using tax rates statutorily enacted at the reporting date, and any adjustment to tax payable in respect of previous years.

Deferred tax is recognised in respect of temporary differences between the carrying amounts of assets and liabilities for financial reporting purposes and the amounts used for taxation purposes. Deferred tax is measured at the tax rates that are expected to be applied to temporary differences when they reverse, based on the laws that have been statutorily enacted by the reporting date. Deferred tax assets and liabilities are offset if there is a legally enforceable right to offset current tax liabilities and assets, and they relate to income taxes levied by the same tax authority on the same taxable entity, or on different tax entities, but they intend to settle current tax liabilities and assets on a net basis or their tax assets and liabilities will be realised simultaneously.

Deferred tax is provided for using the liability method, which represents taxation at the current rate of corporate tax on all timing differences between the accounting values and their corresponding tax values. A deferred tax asset is recognised only to the extent that it is probable that future taxable profits will be available against which the amount will be utilised. Deferred tax assets are reduced to the extent that it is no longer probable that the related tax benefit will be realised.

p) Earnings per share

The Company presents basic and diluted earnings per share (EPS) data for its ordinary shares. Basic EPS is calculated by dividing the profit or loss attributable to ordinary shareholders of the Company by the weighted average number of ordinary shares outstanding during the period, adjusted for own shares held. Diluted EPS is determined by adjusting the profit or loss attributable to ordinary shareholders and the weighted average number of ordinary shares outstanding, adjusted for own shares held, for the effects of all dilutive potential ordinary shares.

q) Segment reporting

An operating segment is a component of the Company that engages in business activities from which it may earn revenues and incur expenses, including revenues and expenses that relate to transactions with any of the Company's other components. All operating segments' operating results are reviewed regularly by the Company's Board of Directors (BOD) to make decisions about resources to be allocated to the segment and assess its performance, and for which discrete financial information is available.

The Company's primary format for segment reporting is based on business segments. The business segments are determined by management based on the Company's internal reporting structure.

Segment results, assets and liabilities, that are reported to the BOD includes items directly attributable to a segment as well as those that can be allocated on a reasonable basis.

Unallocated items comprise mainly corporate assets (primarily the Company's head office), head office expenses and income tax assets and liabilities, net finance cost and amortisation of intangible assets.

Segment capital expenditure is the total cost incurred during the period to acquire property, plant and equipment and intangible assets.

r) Dividends

Dividends are recognised as liability in the period they are declared.

Dividends which remained unclaimed for a period exceeding twelve (12) years from the date of declaration and which are no longer actionable by shareholders in accordance with Section 385 of Companies and Allied Matters Act of Nigeria are written back to retained earnings.

Notes to the financial statements

3 Significant accounting policies (cont'd)

s) Government grants

Government grants are recognised at fair value when there is reasonable assurance that the Company will comply with the conditions attaching to them and the grants will be received. Grants related to income are recognized as deferred income and allocated into profit or loss on a systematic basis over the periods in which the entity recognizes as expenses the related costs for which the grant is intended to compensate.

The benefit of a government loan at below market rate of interest is treated as a government grant related to income.

The fair value of the government loan at below market rate of interest is estimated as the present value of all future cash flows discounted using the prevailing market rate(s) of interest for a similar instrument with a similar credit rating. The benefit of the government grant is measured as the difference between the fair value of the loan and the proceeds

t) Related parties

Related parties include the holding company and other group entities. Directors, their close family members and any employee who is able to exert a significant influence on the operating policies of the Company are also considered to be related parties. Key management personnel are also regarded as related parties. Key management personnel are those persons having authority and responsibility for planning, directing and controlling the activities of the entity, directly or indirectly, including any director (whether executive or otherwise) of that entity.

u) New standards and interpretations not yet adopted

A number of new standards, amendments to standards and interpretations are effective for annual periods beginning on or after 1 January 2016, however, the Company have not applied the new or amended standards in preparing these financial statements. Those which may be relevant to the Company are set out below. The Company does not plan to adopt these

IFRS 9 Financial Instruments

On 24 July 2014, the IASB issued the final IFRS 9 Financial Instruments Standard, which replaces earlier versions of IFRS 9 and completes the IASB's project to replace IAS 39 Financial Instruments: Recognition and Measurement. Even though these measurement categories are similar to IAS 39, the criteria for classification into these categories are significantly different. In addition, the IFRS 9 impairment model has been changed from an "incurred loss" model from IAS 39 to an "expected credit loss" model, which is expected to increase the provision for bad debts recognised in the Company.

IFRS 9 are effective for annual periods beginning on or after 1 January 2018, with early adoption permitted. The adoption of these standards is expected to have an impact on the Company's financial assets and liabilities

4 Operating segments

(a) Basis of segmentation

The Company has two reportable segments, as described below, which are the Company's strategic business units. The strategic business units offer different products and services, and are managed separately because they require different technology and marketing strategies. For each of the strategic business units, the Company's Board of Directors (BOD) review internal management reports on a quarterly basis. The following summary describes the operations in each of the Company's reportable segments:

Segment	Description
Food	This includes the production and sale of Maggi, Cerelac, Nutrend, Nan, Lactogen, Golden Morn and SMA.
Beverages	This includes the production and sale of Milo, Chocomilo, Nido, Nescafe and Nestlé Pure Life.

The accounting policies of the reportable segments are the same as described in Notes 3.

Information regarding the results of each reportable segment is included below. Performance is measured based on segment profit before income tax, as included in the internal management reports that are reviewed by the Company's Board of Directors. Segment profit is used to measure performance as management believes that such information is the most relevant in evaluating the results of certain segments relative to other entities that operate within these industries.

Nestlé Nigeria Plc
Unaudited financial statements
for the period ended 31 March 2016

Nestlé Nigeria Plc
Unaudited financial statements
For the period ended 31 March 2016

(b) Information about reportable segment

	Food		Beverage		Unallocated		Total	
	2016	2015	2016	2015	2016	2015	2016	2015
<i>in thousands of naira</i>								
External Revenues	21,420,876	16,655,895	14,709,991	10,900,460	-	-	36,130,867	27,556,355
Interest revenue	-	-	-	-	480,170	175,749	480,170	175,749
Interest expense	(1,144,987)	(902,878)	(523,328)	(297,318)	(780,340)	(2,335,316)	(780,340)	(2,335,316)
Depreciation and Amortisation					-	-	(1,668,315)	(1,200,196)
Reportable segment profit before income tax	6,095,510	3,782,819	2,930,071	1,930,670	-	-	9,025,581	5,713,489

Assets and liabilities by reportable segments are not presented to the Chief Operating Decision Maker (Board of Directors). Therefore, information on segment assets and liabilities has not been presented.

Nestlé Nigeria Plc
Unaudited financial statements
for the period ended 31 March 2016

Nestlé Nigeria Plc
Unaudited financial statements
For the period ended 31 March 2016

5 Revenue

Revenue for the year which arose from sales of goods comprise:

In thousands of naira

	Mar 2016	Mar 2015
Nigeria	36,130,866	26,798,004
Export	387,440	758,351
Total Revenue	36,130,866	27,556,355

6 Net finance cost

In thousands of naira

	Mar 2016	Mar 2015
Interest income on bank deposits	480,170	175,749
Finance income	480,170	175,749
Interest expense on financial liabilities measured at amortised cost	(764,228)	(595,316)
Net foreign exchange loss	(16,113)	(1,740,000)
Finance expense	(780,341)	(2,335,316)
Net finance cost	(300,170)	(2,159,567)

Included in interest expense on financial liabilities measured at amortised cost is interest expense on intercompany loan amounting to approximately N730 million (2014: N557 million) excluding the impact of foreign exchange differences.

7 Profit before income tax

Profit before income tax is stated after charging or (crediting):

In thousands of naira

	<i>Note</i>	Mar 2016	Mar 2015
Depreciation	9	(1,668,315)	(1,805,074)
Amortisation of intangible assets	9	-	-
Personnel expenses	7	(4,765,833)	(4,415,059)
Loss on property, plant and equipment disposed		42,895	476
Net foreign exchange loss	6	(16,113)	(1,740,000)
General licence fees		(1,343,310)	(959,915)
Welfare and other Personnel expenses		Mar 2016	Mar 2015
Salaries and Wagers		2,586,954	2,404,854
Welfare and end of service benefit		2,178,879	2,010,405
		4,765,833	4,415,059

8 Taxation

(a) Income tax expense

The tax charge for the year has been computed after adjusting for certain items of expenditure and income, which are not deductible or chargeable for tax purposes, and comprises:

<i>In thousands of naira</i>	2015	2014
Current tax expense		
Current period income tax	1,184,695	412,054
Current period tertiary education tax	204,700	5,744
	1,389,395	417,896
Deferred tax (credit)/expense		
Origination and reversal of temporary differences	654,627	114,798
Recognition of previously unrecognized tax credits	-	-
	654,627	114,798
Total income tax expense	2,044,022	532,694

Adjustment for prior periods represents tax benefits as a result of the recognition of previously unrecognised temporary differences in the current year's profit or loss account.

Nestlé Nigeria Plc
Unaudited financial statements
for the period ended 31 March 2016

9 Property, plant and equipment (PPE)

(a) The reconciliation of the carrying amount is as follows:

	Note	in thousands of naira						Total
		Land and Buildings	Plant and Machinery	Motor Vehicles	Furniture and Fittings	IT Equipment	Capital Work in Progress	
Cost								
Balance at 1 January 2015		26,597,774	49,205,079	1,382,604	6,359,852	1,072,264	6,897,442	91,515,015
Additions		772,746	1,379,143	488,697	394,071	87,586	4,604,188	7,726,431
Disposals		-	(779,841)	(112,439)	(403,802)	(169,133)	-	(1,465,215)
Transfers		295,469	1,818,912	525,270	530,206	17,677	(3,187,534)	-
Balance at 31 December 2015		27,665,989	51,623,293	2,284,132	6,880,327	1,008,394	8,314,096	97,776,231
Balance at 1 January 2016		27,665,989	51,623,293	2,284,132	6,880,327	1,008,394	8,314,096	97,776,231
Additions		(6,440)	4,594	(477)	9	1,032	111,126	109,844
Disposals		-	153,304	(3,798)	(34,062)	-	-	115,444
Transfers		271,236	482,615	76,101	232,956	11,261	(1,074,169)	-
Balance at 31 March 2016		27,930,785	52,263,806	2,355,958	7,079,230	1,020,687	7,351,053	98,001,519
Accumulated depreciation and impairment losses								
Balance at 1 January 2015		3,491,165	15,272,843	715,236	3,649,944	870,973	-	24,000,161
Depreciation	7 (a)	722,108	3,487,902	381,141	1,197,213	144,687	-	5,933,051
Impairment loss		-	-	-	-	-	-	-
Disposals		-	(640,378)	(104,331)	(391,323)	(169,120)	-	(1,305,152)
Balance at 31 December 2015		4,213,273	18,120,367	992,046	4,455,834	846,540	-	28,628,060
Balance at 1 January 2016		4,213,273	18,120,367	992,046	4,455,834	846,540	-	28,628,060
Depreciation	7 (a)	147,121	1,085,451	128,829	284,966	21,948	-	1,668,315
Disposals		-	(57,807)	(3,798)	(32,916)	-	-	(94,521)
Balance at 31 March 2016		4,360,394	19,148,011	1,117,077	4,707,884	868,487.86	-	30,201,854.27
Carrying amounts								
At 1 January 2015		23,106,609	33,932,236	667,368	2,709,908	201,291	6,897,442	67,514,854
At 31 December 2015		23,452,716	33,502,926	1,292,085	2,424,493	161,854	8,314,096	69,148,171
At 31 March 2016		23,570,391	33,115,795	1,238,881	2,371,346	152,200	7,351,053	67,799,665

(b) Impairment loss recognised in property, plant and equipment

In 2014, due to the unsuccessful sales performance of the Nestle Water 5 liter product, the Company decided to discontinue production of the product. The Company tested the related production line for impairment and recorded an impairment loss of N362 million in respect of the related plant and equipment. This impairment loss was recorded as administrative expenses in the statement of comprehensive income.

Accordingly, management estimated the recoverable amount of the CGU (the product line) in the year. The recoverable amount was estimated based on its fair value less costs of disposal. In determining the fair value less cost of disposal, management has used level 3 fair value hierarchy.

In 2015, management placed an advert in three (3) national dailies and an independent valuer was invited for the valuation. No buyer was ready to buy the line at the valued price, however a buyer that signified his intention promised to start negotiation very early in 2016.

Nestlé Nigeria Plc
Unaudited financial statements
for the period ended 31 March 2016

10 Inventories

<i>In thousands of naira</i>	2016	2015
Raw and packaging materials	4,407,654	2,722,782
Product in process	563,645	492,584
Finished products	4,971,539	4,949,344
Engineering spares	2,303,389	2,079,891
Goods in transit	13,605	730,542
	<u>12,259,832</u>	<u>10,813,960</u>

The value of raw and packaging materials, changes in finished products and product in process consumed during the year and recognised in cost of sales amounted to ₦57,419,630,450 (2014: ₦ 58,934,227,014). In 2015 the write-down of inventories to net realisable value amounted to ₦284 million (2014: ₦ 97.4 million) and is included in cost of sales.

11 Trade and other receivables

<i>In thousands of naira</i>	<i>Note</i>	2016	2015
Trade receivables		12,113,198	14,603,711
Loans to key management personnel		8,679	10,622
Staff loans		1,356,647	1,778,050
Trade receivables due from related parties		1,367,858	2,226,867
Deposit with Company registrars for dividend		900,250	1,670,233
Loans and receivables		<u>15,746,632</u>	<u>20,289,483</u>
Advance payment to suppliers		2,969,949	4,685,637
Deposit for Import		36,117	55,141
Other advances		540,935	767,931
		<u>19,293,633</u>	<u>25,798,191</u>
Non-current - reclassified to long term receivables		1,362,948	1,352,196
Current		17,930,685	24,445,995
		<u>19,293,633</u>	<u>25,798,191</u>

12 Capital and reserves and dividends

(a) Ordinary shares

(i) Authorised ordinary shares of 50k each

<i>In number of shares</i>	2016	2015
At 1 January	792,656,252	792,656,252
At 31 December	<u>792,656,252</u>	<u>792,656,252</u>

(ii) Issued and fully paid ordinary shares of 50k each

<i>In number of shares</i>	2015	2014
At 1 January	792,656,252	792,656,252
At 31 December	<u>792,656,252</u>	<u>792,656,252</u>
Nominal value (In thousands of naira)	<u>396,328</u>	<u>396,328</u>

13 Employee Benefit

(a) Other long term employee benefits

Other long term employee benefits represents the present value of unfunded long service award given to deserving members of staff of the Company.

The movement in the present value of the other long term employee benefits during the year was as follows:

<i>In thousands of Naira</i>	<i>Note</i>	2016	2015
Balance at 1 January		2,382,213	1,827,773
Charged to Profit and Loss		132,076	794,704
Payments during the year		<u>(102,880)</u>	<u>(240,264)</u>
Balance at end of period		<u>2,411,409</u>	<u>2,382,213</u>

Actuarial assumptions

Principal actuarial assumptions at the reporting date (expressed as weighted averages) fall under two broad categories.

These assumptions depict management’s estimate of the likely future experience of the Company.

Financial assumptions

	2015	2014
Long term average Discount rate (p.a.)	12%	15%
Average Pay Increase (p.a.)	10%	10%

Demographic assumptions

Assumptions regarding future mortality are based on published statistics and mortality tables.

Mortality in Service

The rates of mortality assumed for employees are the rates published in the A67/70 Ultimate Tables, published jointly by the Institute and Faculty of Actuaries in the UK. This is due to unavailability of published reliable demographic data in Nigeria.

Sample age	Number of deaths in year out of 10,000 lives	
	2015	2014
25	7	7
30	7	7
35	9	9
40	14	14
45	26	26

Withdrawal from Service

Withdrawal from service means retirement; voluntary or compulsory disengagement from service.

Age Band

	Rate	
	2015	2014
Less than or equal to 30	4.0%	4.0%
31 – 39	3.0%	3.5%
40 – 44	2.0%	2.0%
45 – 50	2.0%	2.0%
51 – 55	1.0%	1.0%

Nestlé Nigeria Plc
Unaudited financial statements
for the period ended 31 March 2016

14 Trade and other payables

In thousands of naira

	<i>Note</i>	2016	2015
Trade payables		8,862,348	9,240,551
Other payables and accruals		4,641,923	4,441,014
Trade payables due to related parties		17,225,738	13,689,968
Dividend payable		8,666,478	9,290,194
		<u>39,396,487</u>	<u>36,661,728</u>